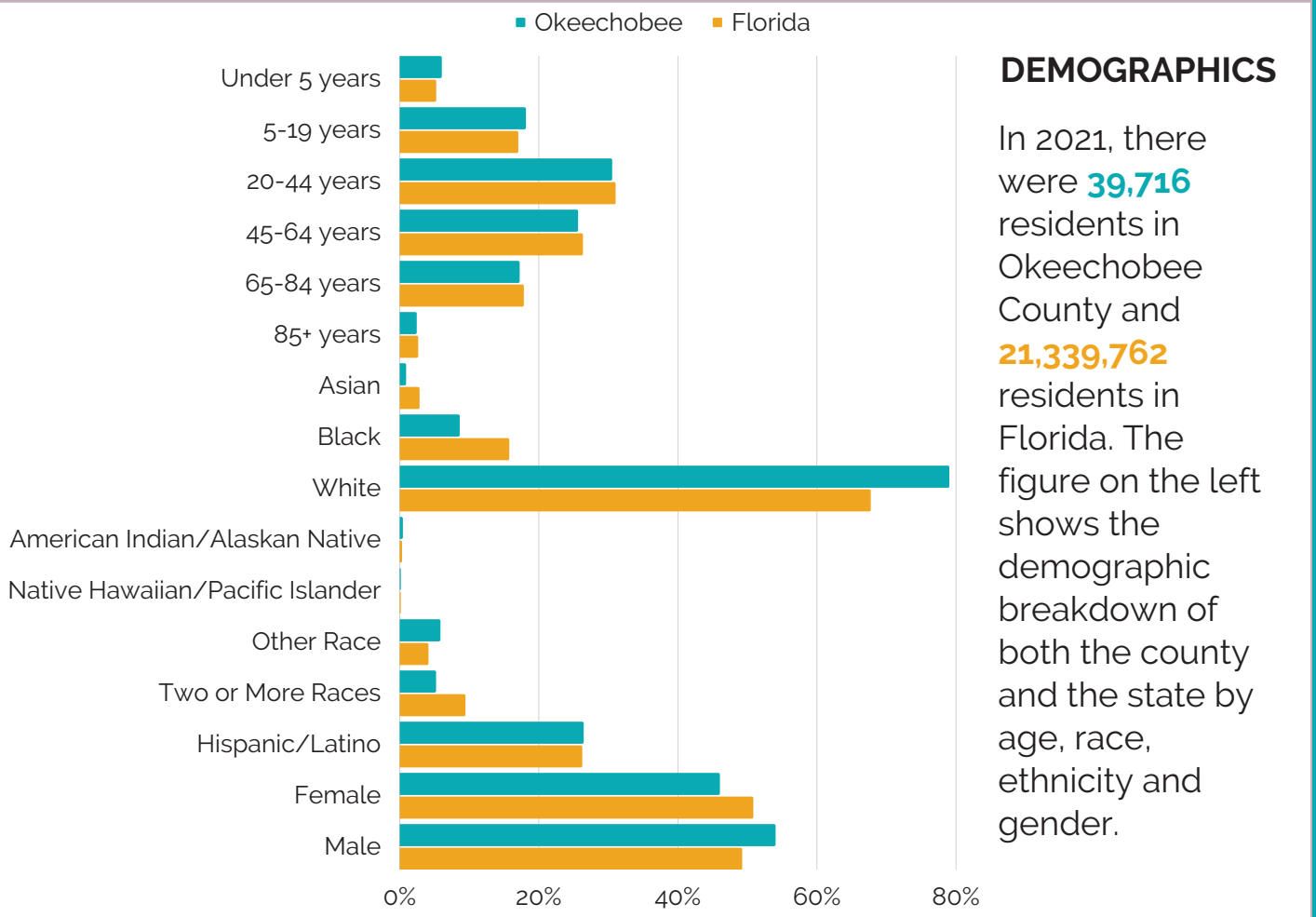


Okeechobee County



DEMOGRAPHICS

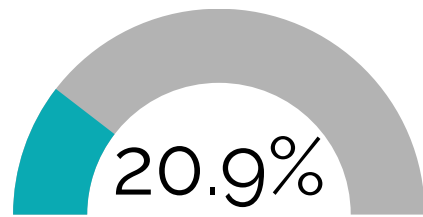
In 2021, there were **39,716** residents in Okeechobee County and **21,339,762** residents in Florida. The figure on the left shows the demographic breakdown of both the county and the state by age, race, ethnicity and gender.

LEADING CAUSES OF DEATH (RATE PER 100,000)

- 01 Heart Disease**
Okeechobee County: 244.1
Florida: 144.1
- 02 Cancer**
Okeechobee County: 191.9
Florida: 137.7
- 03 COVID-19**
Okeechobee County: 174.5
Florida: 108.8
- 04 Unintentional Injury**
Okeechobee County: 109.1
Florida: 72.8
- 05 Stroke**
Okeechobee County: 47.6
Florida: 30.7

UNINSURED

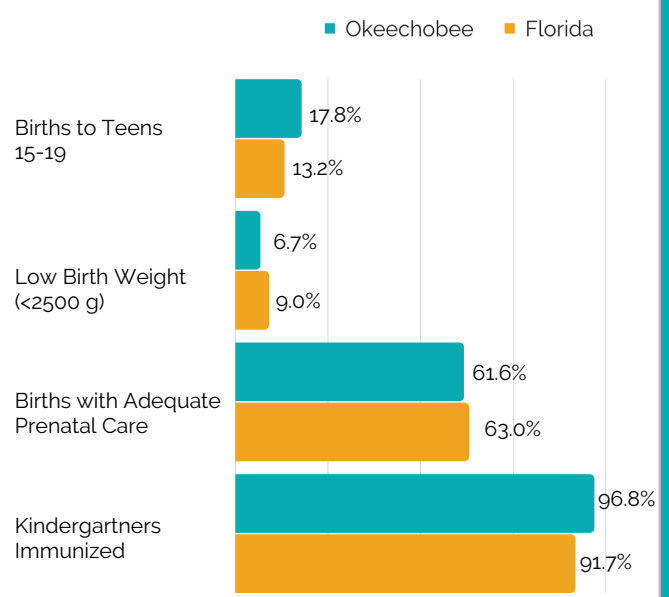
In 2021, **20.9%** of residents under 65 years old were uninsured in Okeechobee County, compared to **15.6%** in Florida.



MATERNAL, INFANT, & CHILD HEALTH

In 2021, the birth rate in Okeechobee County was **13.1 per 1,000 population**, compared to **9.8 per 1,000 population** in Florida.

In 2021, the infant mortality rate in Okeechobee County was **7.2 per 1,000 population**, compared to **5.9 per 1,000 population** in Florida.



SOCIOECONOMICS

Indicator	Okeechobee	Florida
Per Capita Income	\$24,617	\$35,216
Median Household Income	\$47,020	\$61,777
Families Below Poverty Level	15.2%	9.3%
Unemployment Rate	5.0%	5.3%
H.S. Graduate or Higher	80.6%	89.0%
Bachelor's Degree or Higher	16.6%	31.5%
PK-12 Students Eligible for Free / Reduced Lunch	97.8%	65.8%

HEALTH PROFESSIONAL SHORTAGE AREAS AND MEDICALLY UNDERSERVED AREAS/POPULATIONS

- Primary Care**
Low-income population of Okeechobee County; Okeechobee Correctional Institution; Florida Community Health Centers, Inc.
- Dental Health**
Low-income population of Okeechobee County; Okeechobee Correctional Institution; Florida Community Health Centers, Inc.
- Mental Health**
High needs geographic area of Okeechobee County; Okeechobee Correctional Institution; Florida Community Health Centers, Inc.
- Medically Underserved**
Low-income/migrant farmworker population of Okeechobee County

HEALTHCARE UTILIZATION

- Nursing Home Occupancy (Rate): 79.5%**
- Hospitalizations (Count): 7,514**
- Emergency Department Visits (Count): 23,052**