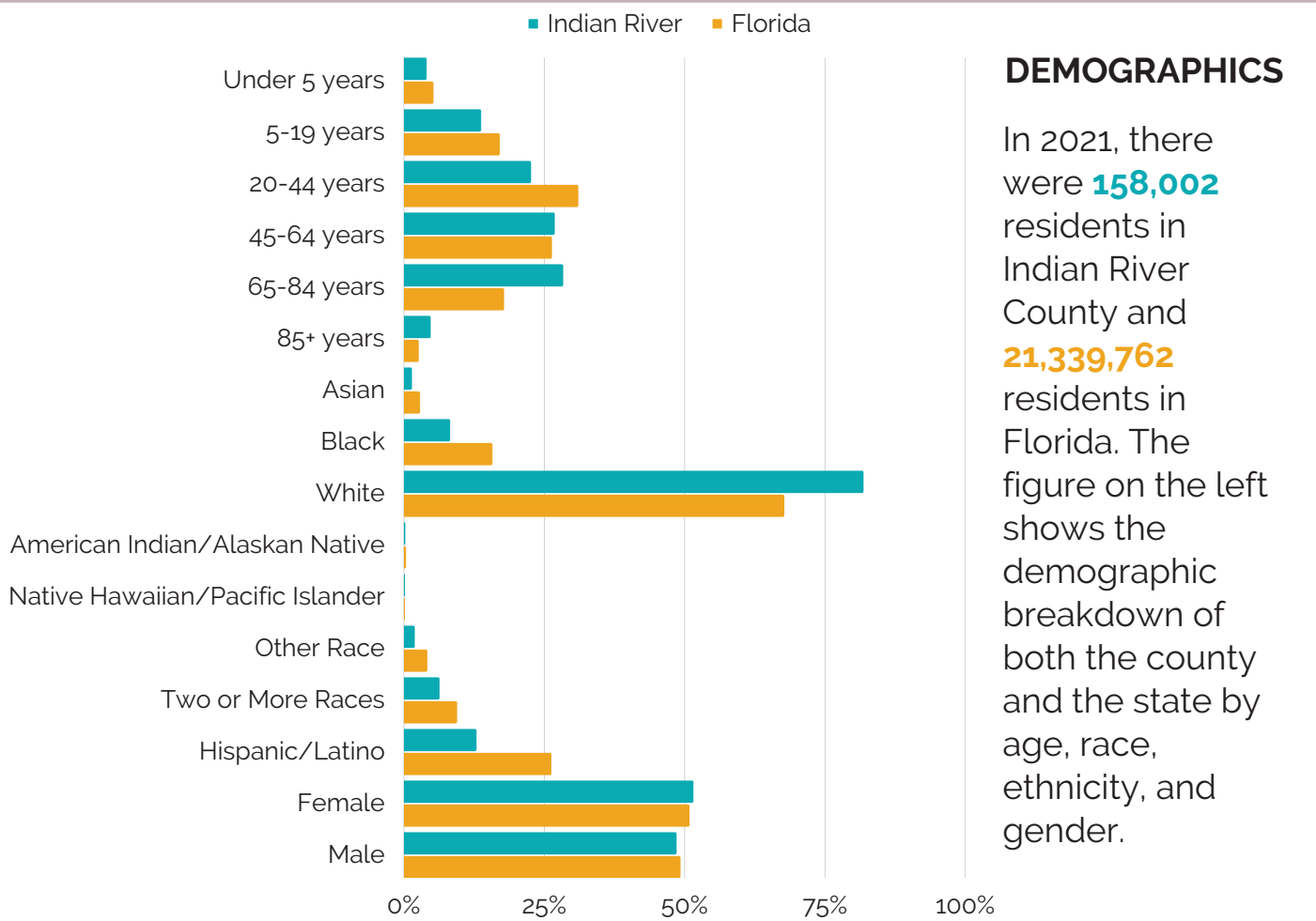


# Indian River County

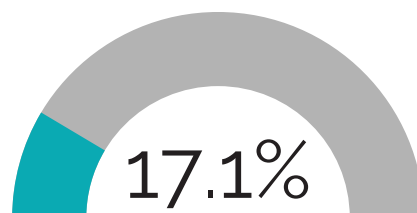


**LEADING CAUSES OF DEATH (RATE PER 100,000)**

- 01 Cancer**  
Indian River County: 162.5  
Florida: 137.7
- 02 Heart Disease**  
Indian River County: 135.0  
Florida: 144.1
- 03 COVID-19**  
Indian River County: 111.5  
Florida: 108.8
- 04 Stroke**  
Indian River County: 62.0  
Florida: 43.7
- 05 Unintentional Injury**  
Indian River County: 84.3  
Florida: 72.8

**UNINSURED**

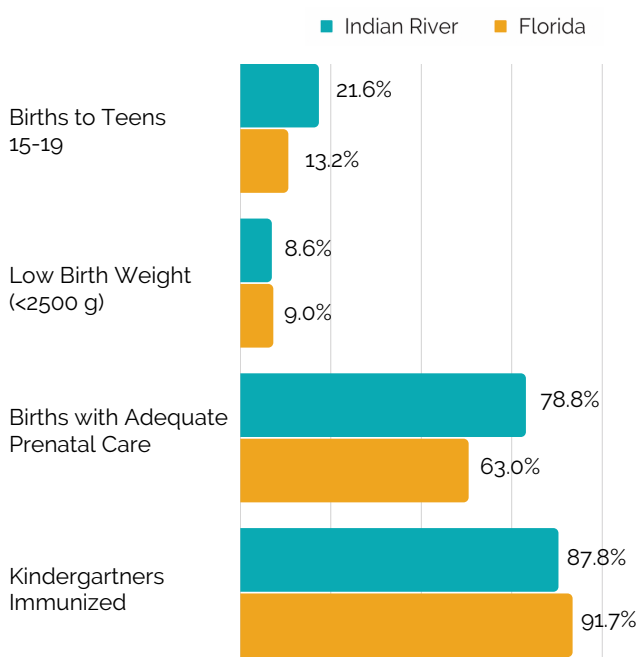
In 2021, **17.1%** of residents under 65 years old were uninsured in Indian River County, compared to **15.6%** in Florida.



**MATERNAL, INFANT, & CHILD HEALTH**

In 2021, the birth rate in Indian River County was **7.6 per 1,000 population**, compared to **9.8 per 1,000 population** in Florida.

In 2021, the infant mortality rate in Indian River County was **12.0 per 1,000 population**, compared to **5.9 per 1,000 population** in Florida.



**SOCIOECONOMICS**

Indicator	Indian River	Florida
Per Capita Income	\$40,318	\$35,216
Median Household Income	\$61,594	\$61,777
Families Below Poverty Level	6.2%	9.3%
Unemployment Rate	6.0%	5.3%
H.S. Graduate or Higher	91.1%	89.0%
Bachelor's Degree or Higher	32.0%	31.5%
PK-12 Students Eligible for Free/Reduced Lunch	57.4%	65.8%

**HEALTH PROFESSIONAL SHORTAGE AREAS & MEDICALLY UNDERSERVED AREAS/POPULATIONS**

- Primary Care Shortage Areas**  
Low-income population of Indian River County; Treasure Coast Community Health, Inc.; Whole Family Health Center, Inc.
- Dental Health**  
Low-income population of Indian River County; Treasure Coast Community Health, Inc.; Whole Family Health Center, Inc.
- Mental Health**  
Low-income population of Indian River County; Treasure Coast Community Health, Inc.; Whole Family Health Center, Inc.
- Medically Underserved**  
Low-income population of Indian River County

**HEALTHCARE UTILIZATION**

**Nursing Home Occupancy (Rate): 49.7%**

**Hospitalizations (Count): 22,764**

**Emergency Department Visits (Count): 54,852**

