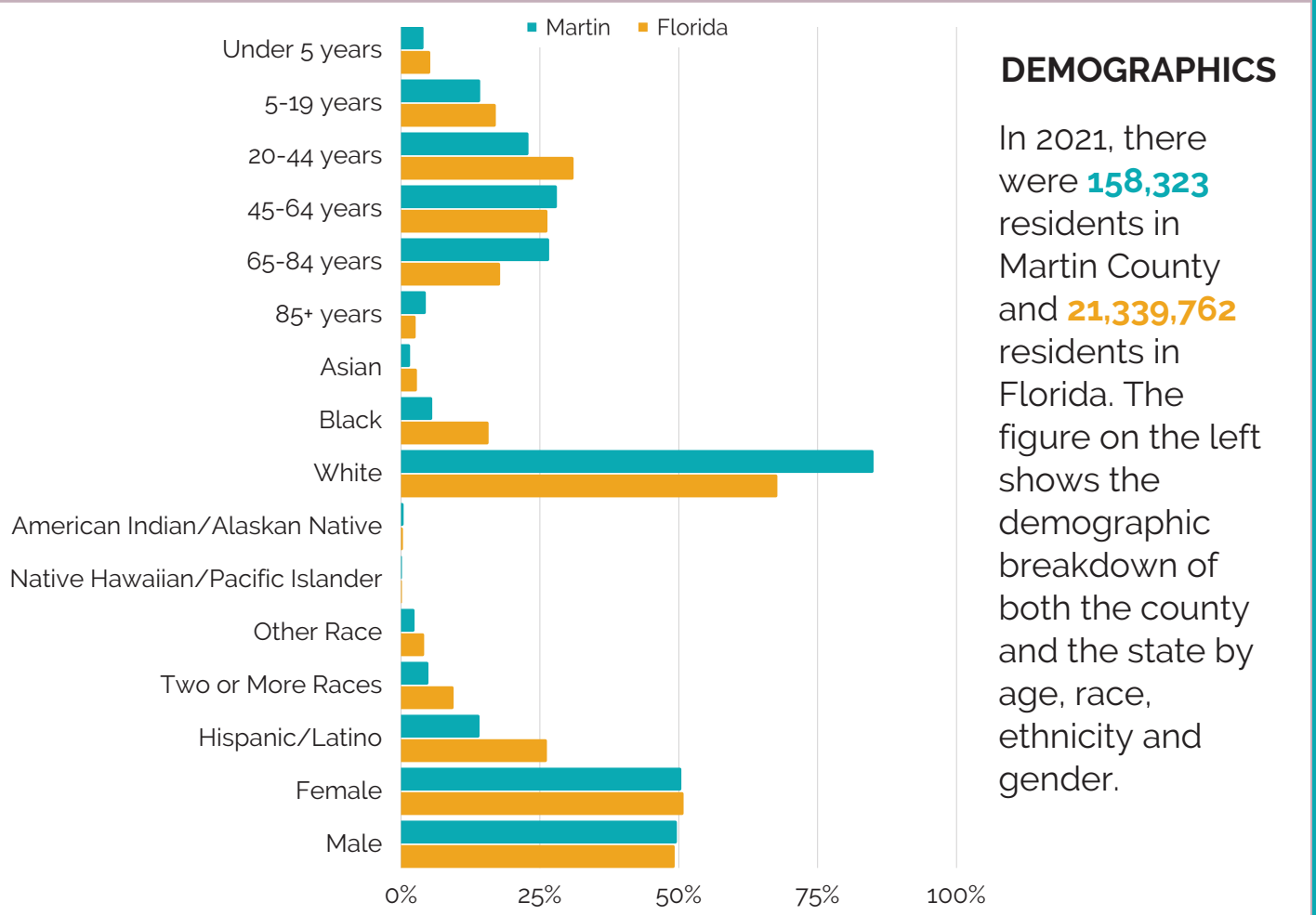
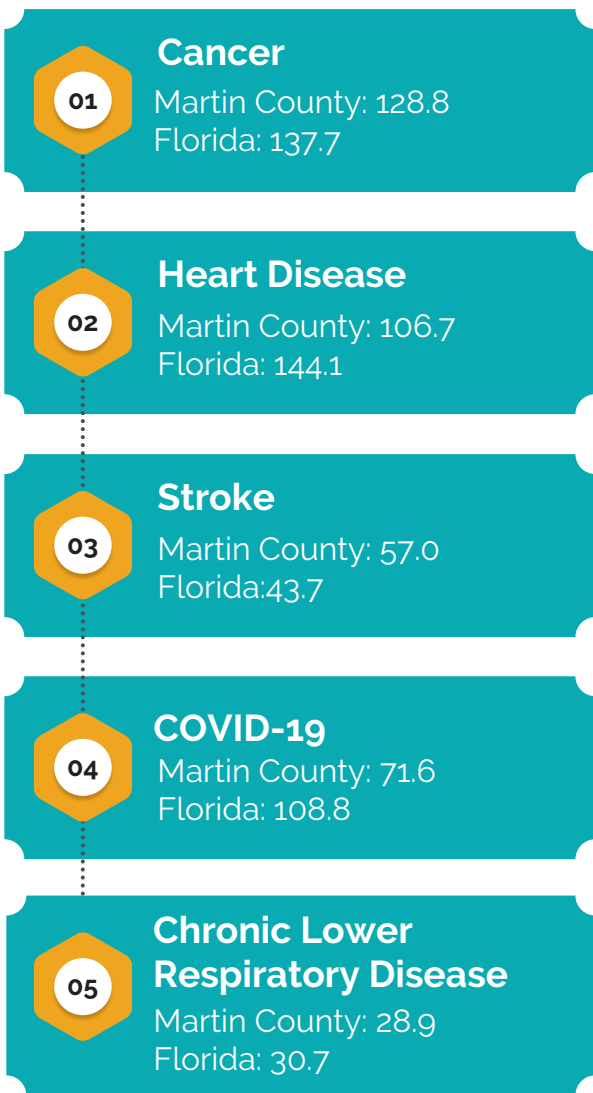


COUNTY HEALTH PROFILE 2023

Martin County

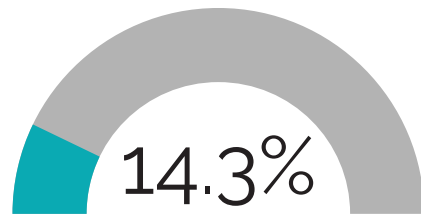


LEADING CAUSES OF DEATH (RATE PER 100,000)



UNINSURED

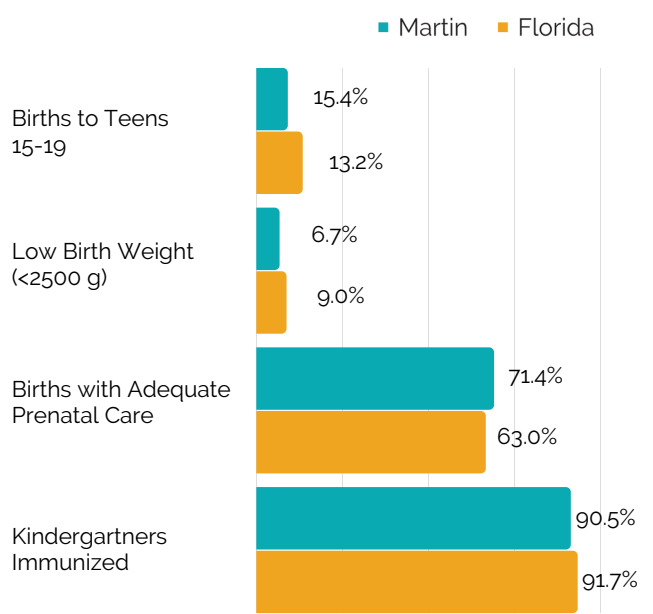
In 2021, **14.3%** of residents under 65 years old were uninsured in Martin County, compared to **15.6%** in Florida.



MATERNAL, INFANT, & CHILD HEALTH

In 2021, the birth rate in Martin County was **7.7 per 1,000 population**, compared to **9.8 per 1,000 population** in Florida.

In 2021, the infant mortality rate in Martin County was **1.6 per 1,000 population**, compared to **5.9 per 1,000 population** in Florida.



SOCIOECONOMICS

Indicator	Martin	Florida
Per Capita Income	\$46,973	\$35,216
Median Household Income	\$69,769	\$61,777
Families Below Poverty Level	6.6%	9.3%
Unemployment Rate	4.6%	5.3%
H.S. Graduate or Higher	92.1%	89.0%
Bachelor's Degree or Higher	34.2%	31.5%
PK-12 Students Eligible for Free / Reduced Lunch	52.7%	65.8%

HEALTH PROFESSIONAL SHORTAGE AREAS AND MEDICALLY UNDERSERVED AREAS/POPULATIONS

- Primary Care**
 Indiantown Service Area; Martin Correctional Institution; Florida Community Health Centers, Inc.
- Dental Health**
 Indiantown; Martin Correctional Institution; Florida Community Health Centers, Inc.
- Mental Health**
 Indiantown Service Area; Martin Correctional Institution; Florida Community Health Centers, Inc.
- Medically Underserved**
 Indiantown Service Area

HEALTHCARE UTILIZATION

