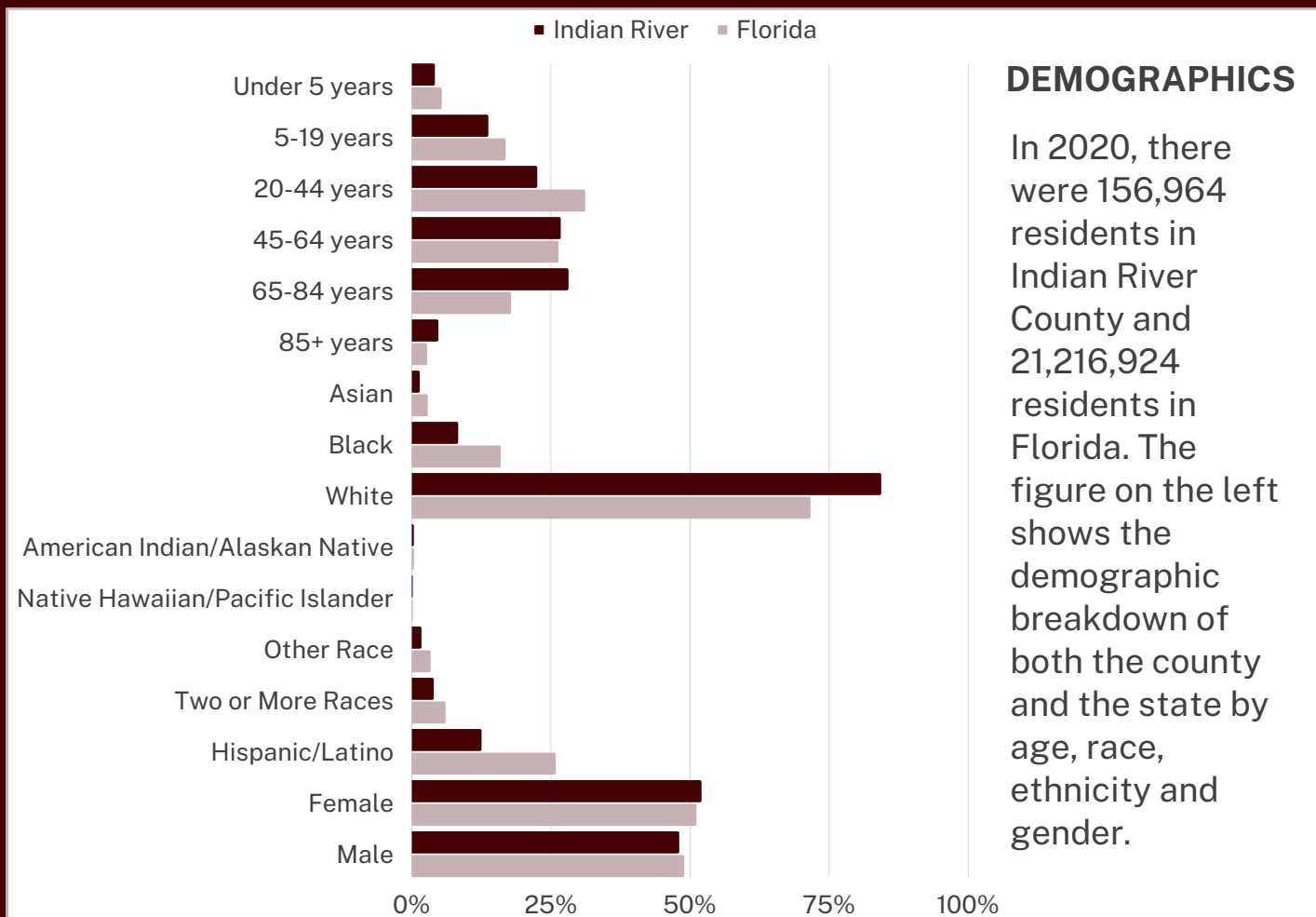


Indian River County



LEADING CAUSES OF DEATH (RATE PER 100,000)

01

Heart Disease

Indian River County: 140.8
Florida: 145.8

02

Cancer

Indian River County: 149.7
Florida: 138.7

03

Stroke

Indian River County: 51.0
Florida: 44.4

04

COVID-19

Indian River County: 42.0
Florida: 57.4

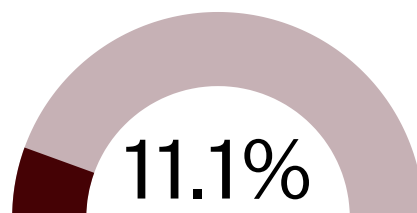
05

Unintentional Injury

Indian River County: 60.3
Florida: 67.4

UNINSURED

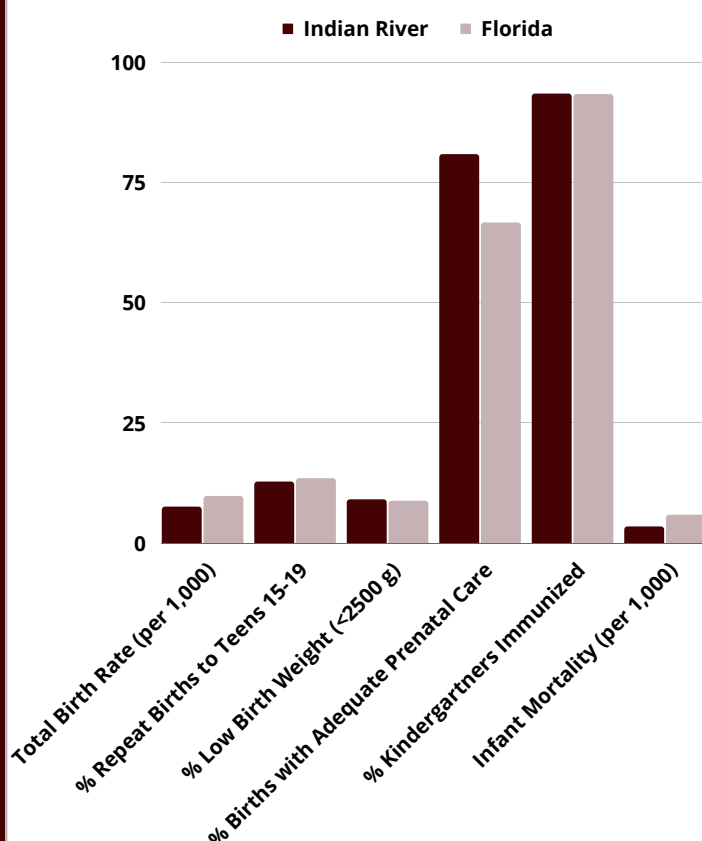
In 2020, 11.1% of residents under 65 years old were uninsured in Indian River County, compared to 12.4% in Florida



SOCIOECONOMICS

Indicator	Indian River	Florida
Per capita income	\$38,274	\$32,848
Median Household Income	\$57,945	\$57,703
Families below poverty level	5.8%	9.4%
Unemployment Rate	6.3%	5.4%
H.S. Graduate or Higher	90.1%	88.5%
Bachelor's Degree or Higher	30.6%	30.5%
PK-12 Students Eligible for Free/Reduced Lunch	51.0%	64.0%

MATERNAL AND INFANT HEALTH



HEALTH PROFESSIONAL OR MEDICALL UNDERSERVED AREA/POPULATION

Primary Care

Low-income population of Indian River County; Treasure Coast Community Health, Inc.; Whole Family Health Center, Inc.

Dental Health

Low-income population of Indian River County; Treasure Coast Community Health, Inc.; Whole Family Health Center, Inc.

Mental Health

Low-income population of Indian River County; Treasure Coast Community Health, Inc.; Whole Family Health Center, Inc.

Medically Underserved

Low-income population of Indian River County

UTILIZATION:

Number of Visits or Occupancy Rate

Nursing Homes: 56.5%

Hospitalizations: 20,749

Emergency Department Visits: 52,758