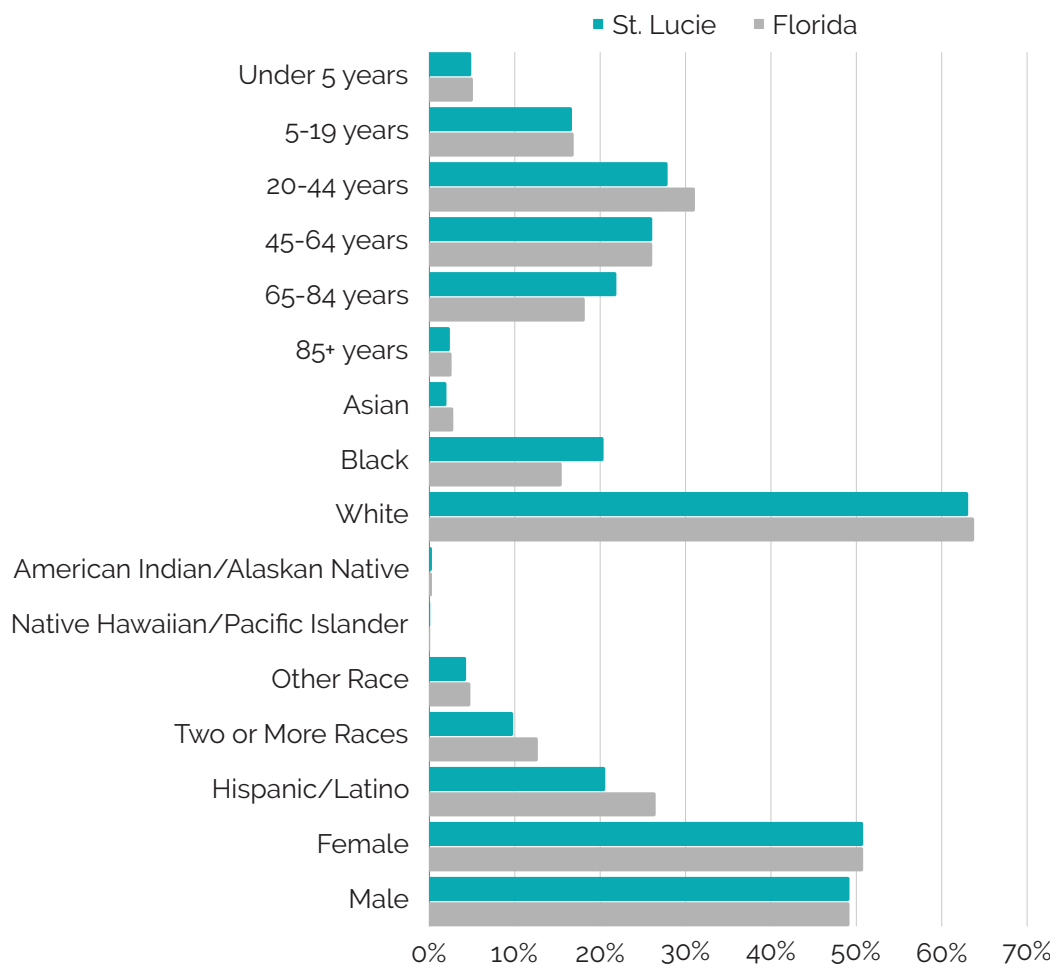


St. Lucie County



DEMOGRAPHICS

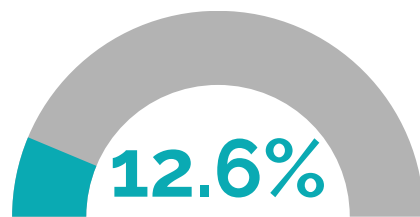
In 2022, there were **334,682** residents in St. Lucie County and **21,634,529** residents in Florida. The figure on the left shows the demographic breakdown of both the county and the state by age, race, ethnicity and gender.

LEADING CAUSES OF DEATH (RATE PER 100,000)

- Cancer**
 St. Lucie County: 144.4
 Florida: 138.8
- Heart Disease**
 St. Lucie County: 141.5
 Florida: 146.9
- Stroke**
 St. Lucie County: 71.2
 Florida: 47.6
- Unintentional Injury**
 St. Lucie County: 64.0
 Florida: 69.4
- Chronic Lower Respiratory Disease**
 St. Lucie County: 38.0
 Florida: 31.8

UNINSURED

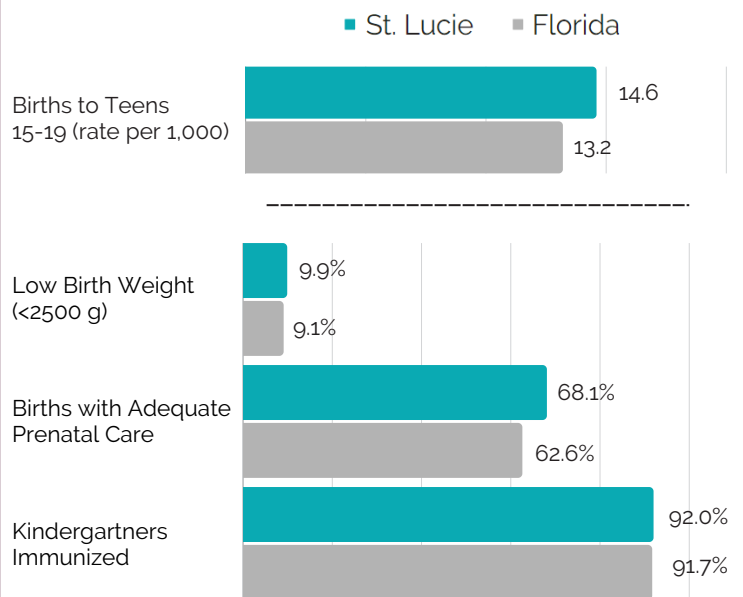
In 2022, **12.6%** of residents were uninsured in St. Lucie County, compared to **12.3%** in Florida.



MATERNAL, INFANT, & CHILD HEALTH

In 2022, the birth rate in St. Lucie County was **10.6 per 1,000 population** compared to **10.0 per 1,000 population** in Florida.

In 2022, the infant mortality rate in St. Lucie County was **6.7 per 1,000 live births**, compared to **6.0 per 1,000 live births** in Florida.



SOCIOECONOMICS

Indicator	St. Lucie	Florida
Per Capita Income	\$33,847	\$38,850
Median Household Income	\$66,154	\$67,917
Families Below Poverty Level	8.5%	9.1%
Unemployment	6.0%	5.0%
H.S. Graduate or Higher	88.6%	89.3%
Bachelor's Degree or Higher	25.0%	32.3%
PK-12 Students Eligible for Free / Reduced Lunch	70.2%	71.3%

HEALTH PROFESSIONAL SHORTAGE AREAS AND MEDICALLY UNDERSERVED AREAS/POPULATIONS

Primary Care
 Low-income/migrant farmworker population of St. Lucie County; Florida Community Health Centers, Inc.; Whole Family Health Center, Inc.

Dental Health
 Low-income/migrant farmworker population of St. Lucie County; Florida Community Health Centers, Inc.; Whole Family Health Center, Inc.

Mental Health
 Low-income population of St. Lucie County; Florida Community Health Centers, Inc.; Whole Family Health Center, Inc.

Medically Underserved
 Low-income/migrant farmworker population of St. Lucie County

HEALTHCARE UTILIZATION

Nursing Home Occupancy (Rate): 77.9%

Hospitalizations (Count): 52,860

Emergency Department Visits (Count): 156,702