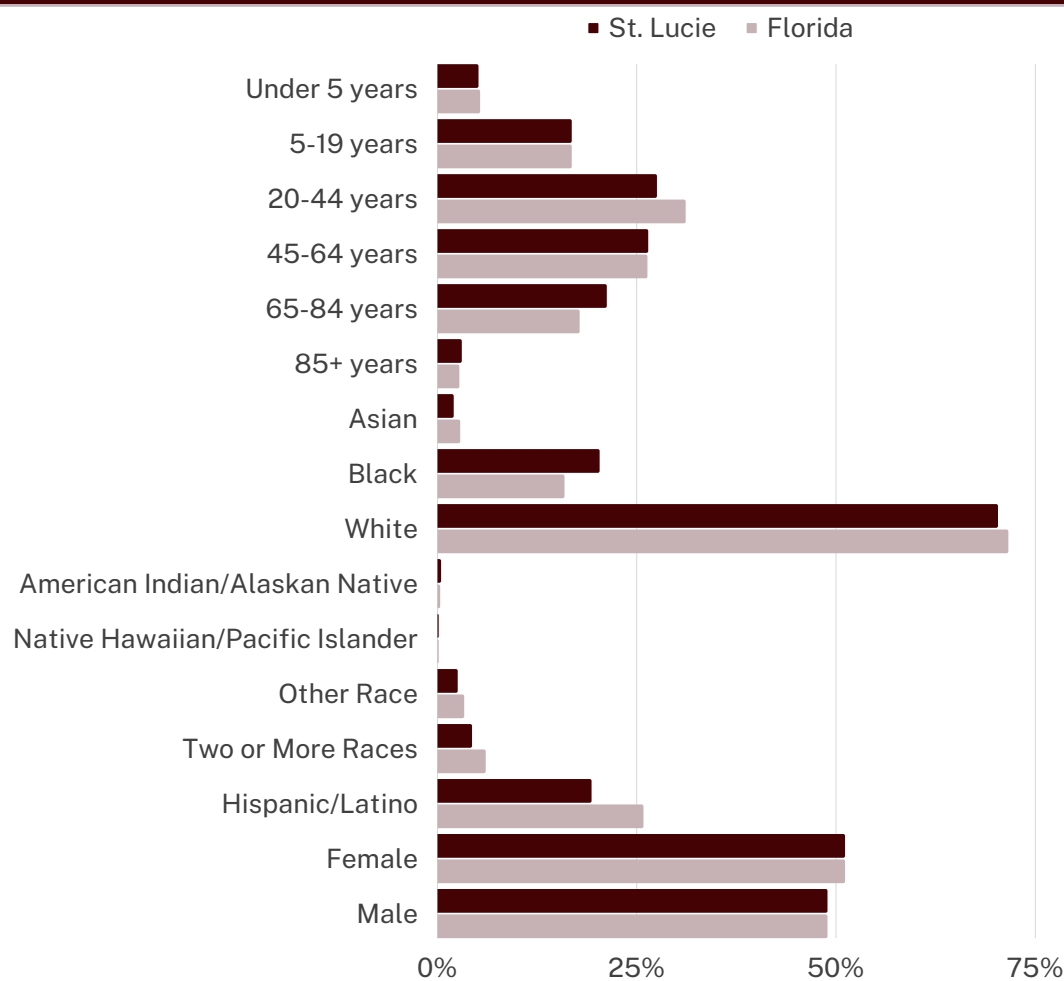


St. Lucie County



DEMOGRAPHICS

In 2020, there were 320,914 residents in St. Lucie County and 21,216,924 residents in Florida. The figure on the left shows the demographic breakdown of both the county and the state by age, race, ethnicity and gender.

LEADING CAUSES OF DEATH
(RATE PER 100,000)

01

Heart Disease

St. Lucie County: 140.8
Florida: 145.8

02

Cancer

St. Lucie County: 149.7
Florida: 138.7

03

Stroke

St. Lucie County: 51.0
Florida: 44.4

04

COVID-19

St. Lucie County: 42.0
Florida: 57.4

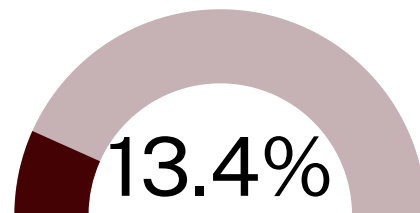
05

Unintentional Injury

St. Lucie County: 60.3
Florida: 67.4

UNINSURED

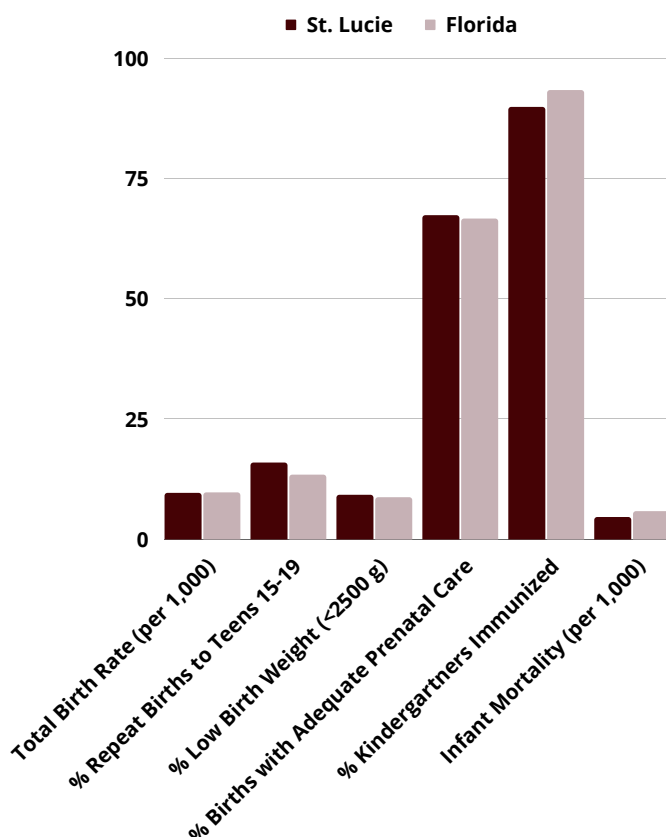
In 2020, 13.4% of residents under 65 years old were uninsured in St. Lucie County, compared to 12.4% in Florida



SOCIOECONOMICS

Indicator	St. Lucie	Florida
Per capita income	\$38,274	\$32,848
Median Household Income	\$57,945	\$57,703
Families below poverty level	5.8%	9.4%
Unemployment Rate	6.3%	5.4%
H.S. Graduate or Higher	90.1%	88.5%
Bachelor's Degree or Higher	30.6%	30.5%
PK-12 Students Eligible for Free/ Reduced Lunch	51.0%	64.0%

MATERNAL AND INFANT HEALTH



UTILIZATION:

Number of Visits or Occupancy Rate

Nursing Homes: 64.3%

Hospitalizations: 46,024

Emergency Department Visits: 115,780

HEALTH PROFESSIONAL OR MEDICAL
UNDERSERVED AREA/POPULATION

Primary Care

Low-income/migrant farmworkers of St. Lucie County; Florida Community Health Centers, Inc.; Whole Family Health Center, Inc.

Dental Health

Low-income/migrant farmworkers of St. Lucie County; Florida Community Health Centers, Inc.; Whole Family Health Center, Inc.

Mental Health

Low-income/migrant farmworkers of St. Lucie County; Florida Community Health Centers, Inc.; Whole Family Health Center, Inc.

Medically Underserved

Low-income/migrant farmworkers of St. Lucie County